


Glass **Configurator**

The Glass Identity tool

AGC



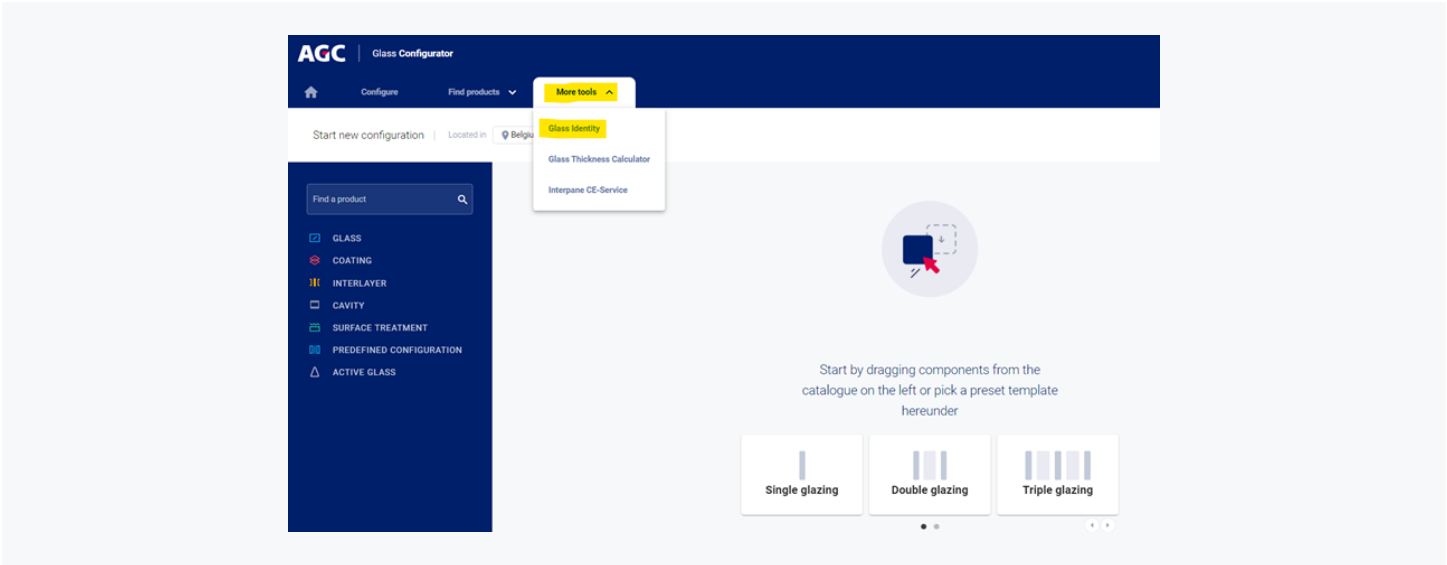
Your Dreams, Our Challenge

In this edition of our newsletter, we're focusing on the **Glass Identity** tool – a convenient solution enabling you to access CE information for your products. The Glass Identity tool has been around since 2005, but it was integrated into the Glass Configurator in 2019, making it super easy to access.

The Glass Identity tool helps you find CE declarations of performance for products that have already been produced and placed on the market. This tool uses the sales database and is based on either an order number or a material code.

You can find the Glass Identity tool under the **More tools** tab in the Glass Configurator. Alternatively, you can access it directly via <http://www.yourglass.com/CE>.

AGC Interpane customers should be aware that their information is not directly accessible via **Glass Identity**. However, it can be easily retrieved via **Interpane CE Service**, which can be found under the **More tools** tab in the Glass Configurator.



How it works

Once inside the tool, you'll find three intuitive search options:

- **By spacer details**
- **By order details**
- **By product code**


1

Search by spacer details

This option allows you to enter the spacer code, a unique 19-character identifier printed on every insulating glazing spacer bar produced by AGC Glass Europe.

The code contains multiple elements, including the country code, factory code, production date, order number and lot number. By simply inputting this code and clicking on the **Go** button, you can access detailed product information, including the name and main properties, and download the CE Declaration of Performance.

Example of a spacer bar:



- **First letter** ► Country code (B = Belgium)
- **2nd and 3rd letters** ► Factory code (SP = AGC Seapane)
- **3 digits** ► Production date (08 = Year 2008 ; 1 = 1st half)
- **10 digits** ► Order number (0018826801)
- **3 last digits** ► Lot number (022)

The screenshot shows the AGC Glass Configurator website. The header includes the AGC logo and 'Glass Configurator' text. Below the header is a navigation bar with 'Configure', 'Find products', and 'More tools'. A search bar contains 'Find your product' and a location dropdown set to 'Belgium'. Below this is a tabbed interface with 'BY SPACER DETAILS' selected. The main section prompts the user to 'Enter the code found on the glass panels spacer' with a text input field containing 'BSP081-0018826801-022' and a 'Go' button.

In cases where the label is still affixed to the products, the spacer code can also be found with the CE information.

Example of a label:

The image shows a detailed product label for AGC glass. It includes contact information for AGC Westland BV, order details (Bestelnr 310722, Pos 105, Route 3), and customer information (Klantref, Pos. referentie). The label specifies the product as 'Thermobel Energy N' with dimensions '1828 x 1015'. It lists materials and processes: '15mm Staal, argon', 'Planibel 4mm Top 1.0 - #2', '16mm Alu9010, argon, Silicone Structural 8mm', and 'Planibel groen 6mm gehard'. A CE mark is highlighted with a red box, indicating compliance with EN-12567 and 0749-CPD-0143. The label also features a QR code for product details, a barcode, and a customer barcode.

2

Search by order details

If you have the invoice information and need to retrieve product details, this feature is exactly what you need. Simply input the plant, production year, order number and lot number to quickly access the desired information.

BY SPACER DETAILS

BY ORDER DETAILS

BY PRODUCT CODE

Enter the details found on your invoice

Plant

Year2024

Order nr

Lot

Go

3

Search by product code

While not directly relevant to end customers, this part of the tool is intended for glass processors that want to retrieve the CE information for the glass components they've ordered from AGC Glass Europe (primary products).

BY SPACER DETAILS

BY ORDER DETAILS

BY PRODUCT CODE

Enter the code found on your product sticker ?

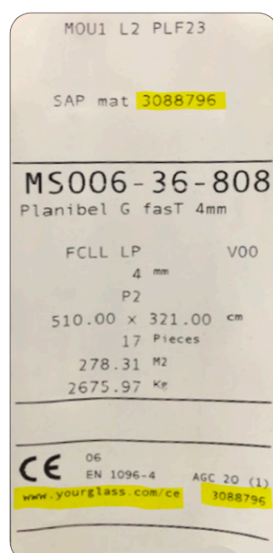
Product nr

Invoice date17/04/2024

Go

The product code (also called SAP MAT code) is always a 7-digit code. It can be found on the labels affixed to the products or on the invoices.

Example of a primary product label:



glass.configurator@agc.com